Saint Johns County Airport Authority

Board Meeting Agenda

Northeast Florida Regional Airport (UST/KSGJ)

Airport Conference Center, Monday, August 12, 2024, 4:00 pm

- Call to Order and Roll Call
- Pledge of Allegiance
- Minutes Approval
  - 06-24-24 Board Meeting
  - 07-08-24 Board Meeting
- Agenda approval
- Business Partner Updates
  - Mr. Henry Dean, St. Johns County Commission
  - Mr. Vinny Beyers, Atlantic Aviation
  - Mr. Jose Riera, SAAPA Liaison
  - Mr. Nate McKendrick, Northrup Grumman
  - Mr. Reid Deputy, AOPA

Saint Johns County Airport Authority

Board Meeting Agenda
Northeast Florida Regional Airport (UST/KSGJ)

Airport Conference Center, Monday, August 12, 2024, 4:00 pm

- Old Business Items
  - Gun Club Lease – Current Status
    - Public comments
  - T-Hangar Project – Current Status
    - Public comments
  - Volato Lease – Chad Roberts
    - Public Comments
  - Hastings
    - Public comments
- New Business Items
  - Liability Insurance Renewal
    - Public comments

Saint Johns County Airport Authority

Board Meeting Agenda
Northeast Florida Regional Airport (UST/KSGJ)

Airport Conference Center, Monday, August 12, 2024, 4:00 pm

- Staff Reports
  - Mr. Courtney Pittman, Interim Executive Director
    - Tower Equipment Install
    - Runway and Taxiway Markings
    - Operations and Fuel sales
  - Mr. Jeremiah Blocker, General Counsel
  - Mr. Chad Roberts, Aviation Attorney

- Public Comments – General
  - Three minutes per speaker at the discretion of the Chair
  - Address matters that reasonably may need the attention of the Authority
  - No personal, impertinent or slanderous remarks or boisterous behavior
  - Address Authority as a body, not individual members or staff
  - Refrain from making a demand for immediate response from Authority

Saint Johns County Airport Authority

Board Meeting Agenda

Northeast Florida Regional Airport (UST/KSGJ)

Airport Conference Center, Monday, August 12, 2024, 4:00 pm

- Board member comments and reports
  - Ms. Reba Ludlow, Chair
    - Transportation Planning Organization (TPO)
  - Ms. Michelle Cash Chapman
  - Mr. Dennis Clarke
  - Ms. Jennifer Liotta
  - Mr. Robert Olson
    - Economic Development Council

- Next meetings
  - Workshop, Monday, August 26, 2024, 4:00 pm, Airport Conference Center
  - Regular Meeting, Monday, September 9, 2024, 4:00 pm, Airport Conference Center

- Adjournment



Property Market Report and Insurance Premium Renewal Comparisons

St Johns County Airport Authority

4796 US Highway 1, North
St. Augustine, FL 32095

Arthur J. Gallagher Risk Management Services LLC
Tom Coughlin, AAI | Area Executive Vice President
Tom_Coughlin@ajg.com | (386) 672-6210

Presented: August 2, 2024

AJG License Nos.IL 100292093 / CA 0D69293

Gallagher CORE360

Gallagher

Insurance | Risk Management | Consulting

ajg.com

©2022 Arthur J. Gallagher & Co. All rights reserved.

St Johns County Airport Authority

Gallagher CORE360

U.S. 2023 Billion-Dollar Weather and Climate Disasters

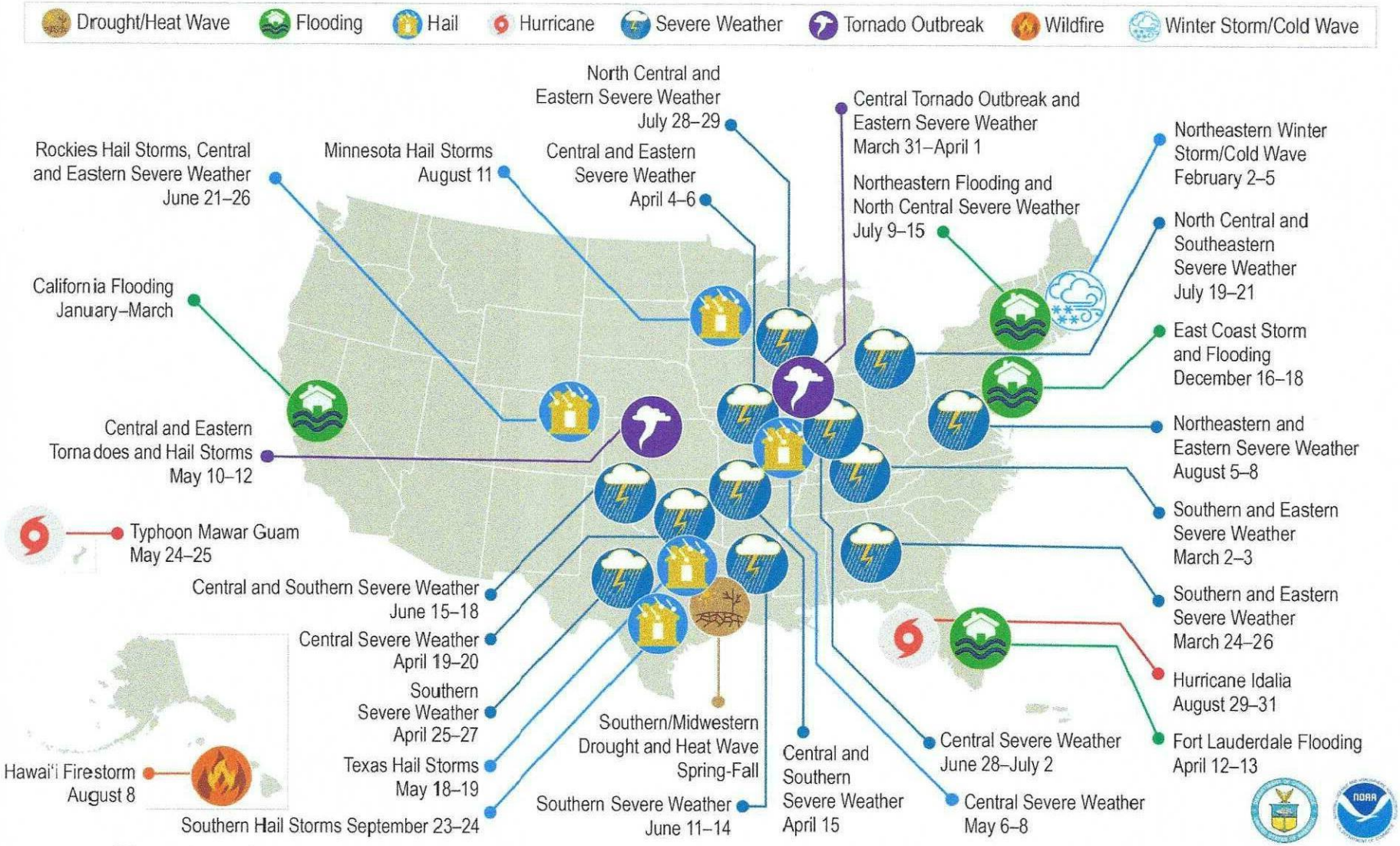

This map denotes the approximate location for each of the ***28 separate billion-dollar weather and climate disasters that impacted the United States in 2023.***

Gallagher

Insurance | Risk Management | Consulting

KEY TRENDS

Property: Slight easing of capacity constraints, but no time for complacency

- Property premium rates hardened by an average of 14.4% in the fourth quarter, showing a slight moderation after rates hardened by a median of 16.5% in Q3 and 17.8% in Q2 2023.
- Year-on-year, Q4 rate increases remain higher than the same period of the previous year (10.3%).
- Close to 80% of clients experienced an increase in their renewal price in the fourth quarter of 2023.
- While the market is plateauing at mid-teen rate increases, it is important to continue to explore all the options. There will be tough renewals ahead, and clients should prepare for potential double-digit increases in premium rates.
- Insurance buyers should not rely on lower valuations from last year. Carriers remain highly focused on insurance-to-value and inflation.
- The sophistication of risk management within the mid-market space continues to grow, with demand for more creative buying strategies. Among the options being used are captive solutions and parametric coverages.
- Some incumbent carriers are offering more capacity to support existing clients, and this increase can lead to restructuring options at renewal.
- Clients with long-standing placements that have not been able to secure competitive options remain at risk of nonrenewal or having to accept more unfavorable terms.
- A more "orderly" reinsurance renewal at January 1 may offer some respite to the underlying market.
- Carriers' year-end results have been robust, but it is still too early to determine the full impact of recent events.
- The Moody's RMS Version 23 modeling software may influence the market in the future, but for now, it is one to watch.

Gallagher
Insurance | Risk Management | Consulting

Gallagher CORE360

Named Insured: St. Johns County Airport Authority

As Proposed with Public Risk Management

Line of Coverage	23-24 Expiring Premium	24-25 Renewal Premium	Difference	Percentage Increase/Decrease
Aviation General Liability	$ 22,500.00	$ 22,500.00	$ -	0%
FIGA	$ 383.00	$ 225.00	$ (158.00)	-41%
Cyber	$ 2,750.00	$ 2,475.00	$ (275.00)	-10%
Carrier Fee	$ 150.00	$ 150.00	$ -	0%
Crime	$ 1,646.00	$ 971.00	$ (675.00)	-41%
FIGA	$ 27.98	$ 9.71	$ (18.27)	-65%
Public Officials	$ 9,369.00	$ -		0%
Workers' Compensation	$ 14,313.00	$ -		0%
Automobile	$ 25,056.00	$ -		0%
Property	$ 312,428.00	$ -		0%
Inland Marine	$ 19,834.00	$ -		0%
Signs	$ 1,151.00	$ -		0%
	$ 382,151.00	**$ 354,095.00**	$ (28,056.00)	-7%
Flood - NFIP	$ -	$ 16,362.00	$ 16,362.00	100%
Pollution (3 year 2022-2025)	$ 30,264.00	$ 30,264.00	$ -	0%
Total	**$ 439,871.98**	**$ 427,051.71**	**$ (12,820.27)**	**-3%**

*** Includes Full Flood**

Gallagher CORE360

Named Insured: St. Johns County Airport Authority

Optional – with Incumbent Carriers

Line of Coverage	23-24 Expiring Premium	24-25 Renewal Premium	Difference	Percentage Increase/Decrease
Aviation General Liability	$ 22,500.00	$ 22,500.00	$ -	0%
FIGA	$ 383.00	$ 225.00	$ (158.00)	-41%
Public Officials	$ 9,369.00	$ 9,369.00	$ -	0%
Crime	$ 1,646.00	$ 971.00	$ (675.00)	-41%
FIGA	$ 27.98	$ 9.71	$ (18.27)	-65%
Cyber	$ 2,750.00	$ 2,475.00	$ (275.00)	-10%
Carrier Fee	$ 150.00	$ 150.00	$ -	0%
Workers' Compensation	$ 14,313.00	$ 13,421.00	$ (892.00)	-6%
Automobile	$ 25,056.00	$ 27,633.00	$ 2,577.00	10%
Property	$ 312,428.00	$ 450,935.00	$ 138,507.00	44%
Inland Marine	$ 20,985.00	$ 21,868.00	$ 883.00	4%
Pollution (3 year 2022-2025)	$ 30,264.00	$ 30,264.00	$ -	0%
Total	**$ 439,871.98**	**$ 579,820.71**	**$ 139,948.73**	**32%**

*** Excludes Flood**

FAA CONTRACT TOWER - AIRPORT OPERATIONS COUNT RECORD

Facility Name: St. Augustine FAA Contract Tower | **Location: St. Augustine, FL** | Mo. 07 | Yr. 20 | Location Ident. SGJ

Airport Operations Count | Facility Operating Hours → 14.0

	ITINERANT										LOCAL			
	IFR					VFR								
Day	AC	AT	GA	MI	Total IFR Ininerant Ops	AC	AT	GA	MI	Total VFR Itinerant Ops	Civil	Military	Total Local Ops	Total Airport Operations
01		25	51	3	79		10	147	8	165	266	12	278	522
02		12	48	8	68			149	5	154	210	16	226	448
03		4	51	1	56		2	190	2	194	340		340	590
04		3	18		21			80	1	81	38		38	140
05		6	58		64		2	182		184	276		276	524
06		10	44		54			98		98	138		138	290
07		12	41		53		4	115	4	123	104		104	280
08		11	55		66		2	107	4	113	172		172	351
09		7	57		64			118	2	120	164		164	348
10		6	44		50		2	119	2	123	206		206	379
11		6	54	6	66		6	168	6	180	288	2	290	536
12		17	50	2	69			193	5	198	326		326	593
13		12	58		70			144		144	206		206	420
14		8	40		48		8	118	1	127	161	7	168	343
15		8	52	5	65		2	142	13	157	186	14	200	422
16		7	32	1	40		2	122	7	131	264	14	278	449
17		9	40	3	52			135	4	139	272	2	274	465
18		16	51		67		8	130	2	140	192		192	399
19		11	40	8	59			152		152	338		338	549
20		14	35		49			56		56				105
21		13	44		57			106	2	108	92	2	94	259
22		14	50	1	65			93	6	99	178		178	342
23		19	54	4	77			175	2	177	280	2	282	536
24		13	47	2	62			110	6	116	234		234	412
25		12	42		54		2	116	8	126	130	14	144	324
26		9	56	1	66			95	8	103	138	12	150	319
27		11	58		69			95		95	100		100	264
28		7	46		53			49	9	58	60		60	171
29		14	51		65			181	10	191	248		248	504
30		13	58		71			143	1	144	282	2	284	499
31		10	42		52			151	6	157	250	8	258	467
Total		339	1467	45	1851		50	3979	124	4153	6139	107	6246	12250

FAA CONTRACT TOWER OVERFLIGHT SUMMARY RECORD

Facility Name	Location:	Mo.	Yr.	Loc Ident.
St. Augustine FAA Contract Tower	**St. Augustine, FL**	**O 7**	**2 O**	**S G J**

OVERFLIGHT COUNT

	IFR OVERFLIGHTS					VFR OVERFLIGHTS					
Day	AC	AT	GA	MI	Total	AC	AT	GA	MI	Total	Total Overflights
01								4	12	16	16
02								4	10	14	14
03							2	2	14	18	18
04								9		9	9
05								3		3	3
06								2		2	2
07								6	2	8	8
08											
09											
10									4	4	4
11									1	1	1
12								4		4	4
13								4		4	4
14								5		5	5
15									5	5	5
16								8	10	18	18
17								3	4	7	7
18								6	4	10	10
19								1	4	5	5
20											
21							2		4	6	6
22								2		2	2
23									4	4	4
24									7	7	7
25								1	5	6	6
26								1	7	8	8
27											
28									4	4	4
29											
30									6	6	6
31								1	4	5	5
Total							4	66	111	181	181

SGJ TRAFFIC COUNT

	JAN	FEB	MAR	APR	MAY	JUN	JUL	AUG	SEP	OCT	NOV	DEC
2008	8800	10407	10090	9160	9779	7882	8900	6594	6687	7940	7069	7088
2009	6488	7962	9038	9225	7793	7451	9309	7136	6142	7091	7881	7684
2010	7095	8766	10590	9900	10039	8617	6607	7773	7512	9174	9461	7213
2011	9000	8720	10888	11282	11499	8300	11241	11981	11319	10770	11806	11705
2012	12713	9673	10906	11106	9879	7637	10507	8510	9264	8380	9601	8434
2013	11265	12018	15742	13319	12382	9487	11380	10470	10572	12694	9364	11818
2014	10736	9585	11209	13503	13410	11023	10792	11938	10405	14176	12696	10947
2015	12178	9805	10828	11634	12167	10405	12570	11029	8101	10555	11695	10483
2016	9972	11777	14288	13350	13090	12124	13347	11087	9702	9778	12198	10914
2017	11943	10927	12585	11067	9770	9735	12044	13041	8712	10960	11718	10853
2018	10415	11693	15309	13585	13486	15237	13416	15369	14879	11924	11320	9361
2019	12519	10643	12713	14083	15024	12398	13758	11241	10451	11778	10620	9738
2020	12725	11234	14676	9319	9071	8456	7717	7746	7103	8527	7891	9368
2021	9011	7818	10458	10521	12558	10418	9609	9739	9127	10739	11900	10572
2022	9104	8667	10378	11399	10832	11054	10961	11990	7958	12470	9069	10142
2023	8295	8875	9118	11,756	12,712	10,360	10,502	11,480	9,305	12,015	9832	9,257
2024	11610	11845	11066	11817	11458	10,857	12,250					

	JAN	FEB	MAR	APR	MAY	JUN	JUL	AUG	SEP	OCT	NOV	DEC
2008 (7088)	8800	19207	29297	38457	48236	56118	65018	71612	78299	86239	93308	100396
2009 (6488	6488	14450	23488	32713	40506	47957	57266	64402	70544	77635	85516	93200
2010 (7000)	7095	15861	26451	36351	46390	55007	61614	69387	76899	86073	95534	102747
2011 (8000)	9000	17720	28608	39890	51389	59689	70930	82911	94230	105000	116806	128511
2012 (9000)	12713	22386	33292	44398	54277	61914	72421	80931	90195	98575	108176	116610
2013	11265	23283	39025	52344	64726	74213	85593	96063	106635	119329	128693	140511
2014	10736	20321	31530	45033	58443	69466	80258	92196	102601	116777	129473	140420
2015	12178	21983	32811	44445	56612	67017	79587	90616	98717	109272	120967	131450
2016	9972	21749	36037	49387	62477	74601	87948	99035	108737	118515	130713	141627
2017	11943	22870	35455	46522	56292	66027	78071	91112	99824	110784	122502	133355
2018	10415	22108	37417	51002	64488	79725	93141	108510	123389	135313	146633	155994
2019	12519	23162	35875	49958	64982	77380	91138	102379	112830	124608	135228	144966
2020	12725	23959	38635	47954	57025	65481	73198	80944	88047	96574	104465	113833
2021	9011	16829	27287	37808	50366	60784	70393	80132	89259	99998	111898	122470
2022	9104	17771	28149	39,528	50,360	61,414	72,375	84,365	92,323	104793	113862	124004
2023	8295	17170	26288	38044	50,756	61,116	71,618	83,098	92,403	104418	114250	123507
2024	11610	23,455	34,521	46,338	57,816	68,673	80,923					
FCST_13	10545	10545	10546	10546	10546	10546	10546	10546	10546	10546	10546	10546
FCST_18	11495	11495	11495	11495	11495	11495	11495	11495	11496	11496	11496	11496
FCST_23	12573	12573	12573	12573	12574	12574	12574	12574	12574	12574	12574	12574
CY05	10358	10141	12361	13350	12184	9550	10127	9656	9092	9418	10774	9783

	JAN	FEB	MAR	APR	MAY	JUN	JUL	AUG	SEP	OCT	NOV	DEC
FCST 2023	12573	25146	37719	50292	62866	75440	88014	100588	113162	125736	138310	150884
FCST 2018	11495	22990	34485	45980	57475	68970	80465	91960	103456	114952	126448	137944
FCST 2013	10545	21090	31636	42182	52728	63274	73820	84366	94912	105458	116004	126550
FCST 2008	12725	36684	75319	123273	180298	245779	318977	399921	487968	584542	689007	802840
CY05	10358	20499	32860	46210	58394	67944	78071	87727	96819	106237	117011	126794

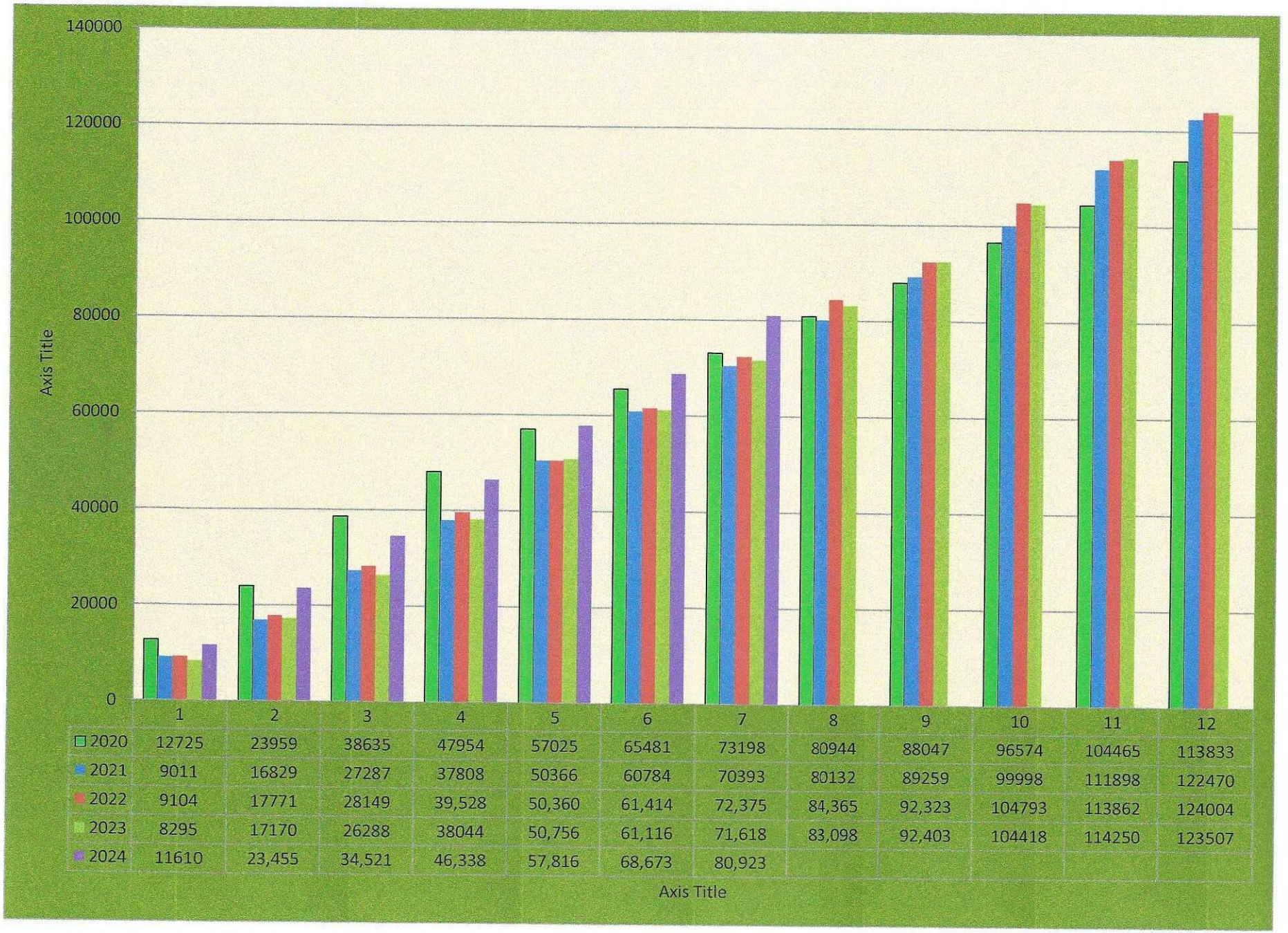

	1	2	3	4	5	6	7	8	9	10	11	12
2020	12725	23959	38635	47954	57025	65481	73198	80944	88047	96574	104465	113833
2021	9011	16829	27287	37808	50366	60784	70393	80132	89259	99998	111898	122470
2022	9104	17771	28149	39,528	50,360	61,414	72,375	84,365	92,323	104793	113862	124004
2023	8295	17170	26288	38044	50,756	61,116	71,618	83,098	92,403	104418	114250	123507
2024	11610	23,455	34,521	46,338	57,816	68,673	80,923					

Operations & Fuel Sales

	Operations			Jet A			100LL			Self LL		
Month	This YR	Last YR	Change	This YR	Last YR	Change	This YR	Last YR	Change	This YR	Last YR	Change
Sep-22	7,958	9,127	-12.8%	134,318	118,008	13.8%	7,866	8,092	-2.8%	12,666	15,372	-17.6%
Oct-22	12,470	10,739	16.1%	150,066	158,095	-5.1%	8,166	8,131	0.4%	16,991	17,401	-2.4%
Nov-22	9,069	11,900	-23.8%	111,109	170,678	-34.9%	15,641	7,947	96.8%	14,623	16,442	-11.1%
Dec-22	10,142	10,572	-4.1%	166,262	147,829	12.5%	16,366	16,125	1.5%	14,385	16,465	-12.6%
Jan-23	8,295	9,104	-8.9%	165,888	140,242	18.3%	8,174	8,211	-0.5%	18,146	13,438	35.0%
Feb-23	8,875	8,667	2.4%	139,248	175,530	-20.7%	8,148	7,953	2.5%	14,958	11,646	28.4%
Mar-23	9,118	10,378	-12.1%	182,496	188,643	-3.3%	7,916	8,110	-2.4%	13,731	17,503	-21.6%
Apr-23	11,756	11,399	3.1%	166,364	194,928	-14.7%	7,932	8,117	-2.3%	15,524	14,990	3.6%
May-23	12,712	10,832	17.4%	182,061	148,130	22.9%	7,906	8,080	-2.2%	16,965	18,073	-6.1%
Jun-23	10,360	11,054	-6.3%	126,451	168,472	-24.9%	7,816	8,058	-3.0%	14,807	14,612	1.3%
Jul-23	10,502	10,961	-4.2%	141,884	149,869	-5.3%	7,884	7,587	3.9%	15,532	14,735	5.4%
Aug-23	11,480	11,990	-4.3%	145,590	173,456	-16.1%	5,123	7,848	-34.7%	18,582	14,464	28.5%
Sep-23	9,305	7,958	16.9%	126,176	134,318	-6.1%	7,796	7,866	-0.9%	10,998	12,619	-12.8%
Oct-23	12,015	12,470	-3.6%	178,498	150,066	18.9%	9,970	8,166	22.1%	13,298	17,003	-21.8%
Nov-23	9,832	9,069	8.4%	168,518	111,109	51.7%	8,766	15,641	-44.0%	13,075	12,895	1.4%
Dec-23	9,257	10,142	-8.7%	153,420	166,262	-7.7%	8,581	16,366	-47.6%	13,914	14,693	-5.3%
Jan-24	11,610	8,295	40.0%	151,364	182,496	-17.1%	8,192	7,916	3.5%	16,499	13,731	20.2%
Feb-24	11,845	8,875	33.5%	159,028	166,364	-4.4%	7,941	7,932	0.1%	20,488	15,524	32.0%
Mar-24	11,066	9,118	21.4%	187,510	182,061	3.0%	8,294	7,906	4.9%	20,717	16,965	22.1%
Apr-24	11,817	11,756	0.5%	176,151	126,451	39.3%	7,929	7,816	1.4%	27,590	14,807	86.3%
May-24	11,458	12,712	-9.9%	170,693	141,884	20.3%	10,599	7,884	34.4%	18,489	15,532	19.0%
Jun-24	10,857	10,360	4.8%	142,616	145,590	-2.0%	6,784	5,123	32.4%	17,654	18,582	-5.0%
Jul-24	12,250	10,502	16.6%	168,059	126,176	33.2%	8,971	7,796	15.1%	16,683	10,998	51.7%
Aug-24	0	11,480	-100.0%	0	0	0.0%	0	0	0.0%	0	0	0.0%
		9,305										
FYTD	99,757	92,797	86.3%	1,487,798	1,372,283	102.0%	77,056	84,750	7.4%	161,724	139,732	148.9%