

Saint Johns County Airport Authority

Board Meeting Agenda

Northeast Florida Regional Airport (UST/KSGJ)

Airport Conference Center, Monday, September 9, 2024, 4:00 pm

- Call to Order and Roll Call
- Pledge of Allegiance
- Minutes Approval
 - 08-12-24 Board Meeting
- Agenda approval
- Business Partner Updates
 - Mr. Henry Dean, St. Johns County Commission
 - Mr. Vinny Beyers, Atlantic Aviation
 - Mr. Jose Riera, SAAPA Liaison
 - Mr. Nate McKendrick, Northrup Grumman
 - Mr. Reid Deputy, AOPA

Saint Johns County Airport Authority

Board Meeting Agenda

Northeast Florida Regional Airport (UST/KSGJ)

Airport Conference Center, Monday, September 9, 2024, 4:00 pm

- Old Business Items
 - Gun Club Transaction – Current Status
 - Public comments
 - T-Hangar Project – Current Status
 - Public comments
 - Compass Point
 - Public comments

Saint Johns County Airport Authority

Board Meeting Agenda

Northeast Florida Regional Airport (UST/KSGJ)

Airport Conference Center, Monday, September 9, 2024, 4:00 pm

- Staff Reports
 - Mr. Courtney Pittman, Interim Executive Director
 - Accomplished
 - Gun Club Purchase
 - T-Hangar Groundbreaking
 - Titan Fuel Sign
 - New Badging and Background Check Process
 - In process
 - Government Funding
 - Preparation of FAA Inspection
 - On-boarding with PRM/Insurance
 - Operations and Fuel sales
 - Mr. Jeremiah Blocker, General Counsel
 - Mr. Chad Roberts, Aviation Attorney

- Public Comments – General
 - Three minutes per speaker at the discretion of the Chair
 - Address matters that reasonably may need the attention of the Authority
 - No personal, impertinent or slanderous remarks or boisterous behavior
 - Address Authority as a body, not individual members or staff
 - Refrain from making a demand for immediate response from Authority

Saint Johns County Airport Authority

Board Meeting Agenda

Northeast Florida Regional Airport (UST/KSGJ)

Airport Conference Center, Monday, September 9, 2024, 4:00 pm

- Board member comments and reports
 - Ms. Reba Ludlow, Chair
 - Transportation Planning Organization (TPO)
 - Ms. Michelle Cash Chapman
 - Mr. Dennis Clarke
 - Ms. Jennifer Liotta
 - Mr. Robert Olson
 - Economic Development Council

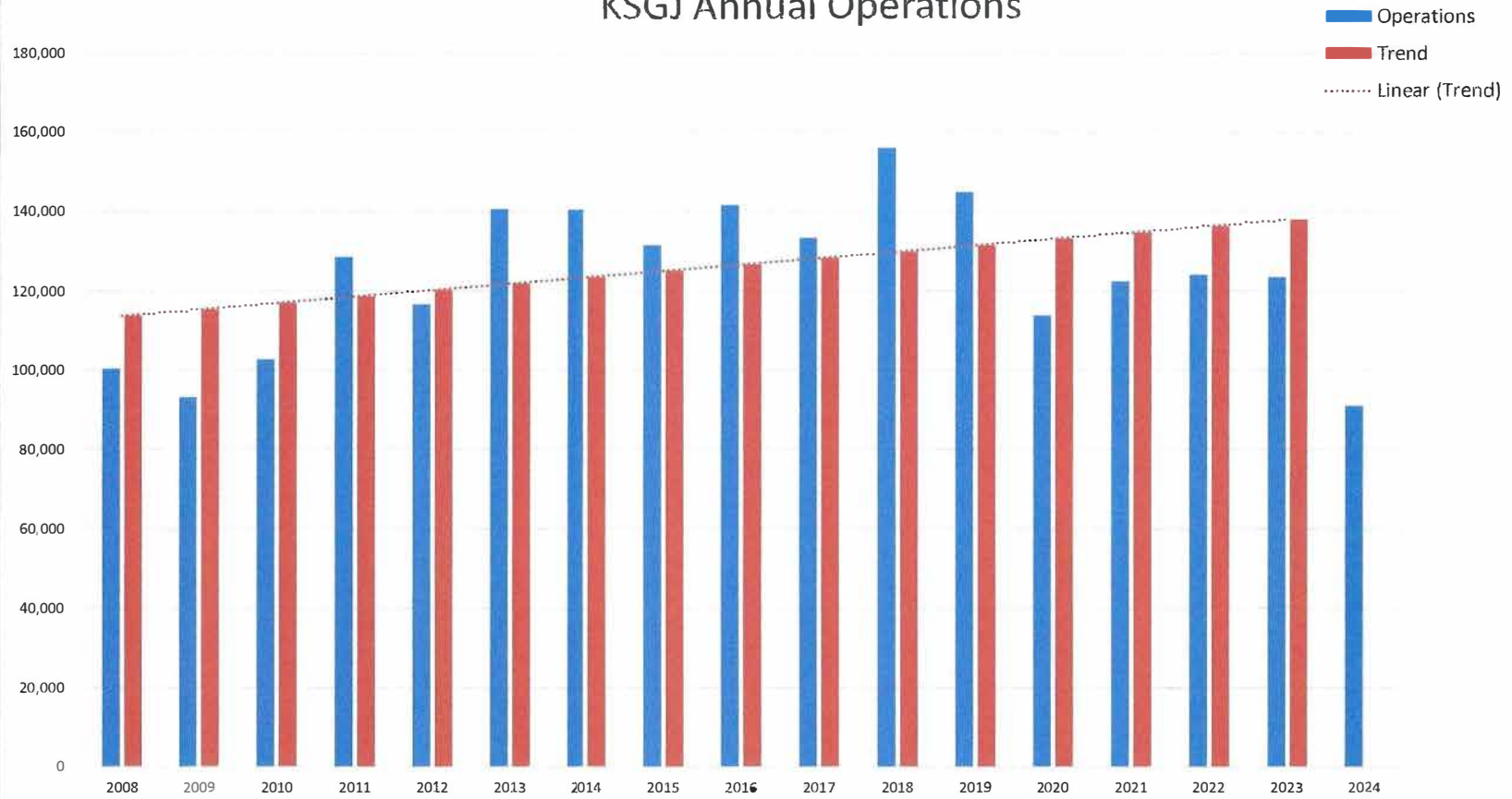
- Next meetings
 - Workshop, Monday, September 23, 2024, 4:00 pm, Airport Conference Center
 - Budget Meeting (Final Public Hearing), Monday, September 23, 2024, 5:01 pm, Airport Conference Center
 - Regular Meeting, Meeting, October 14, 2024, 4:00 pm, Airport Conference Center

- Adjournment

KSGJ MONTHLY OPERATIONS

	JAN	FEB	MAR	APR	MAY	JUN	JUL	AUG	SEP	OCT	NOV	DEC	Total	Trend
2008	8,800	10,407	10,090	9,160	9,779	7,882	8,900	6,594	6,687	7,940	7,069	7,088	100,396	113,751
2009	6,488	7,962	9,038	9,225	7,793	7,451	9,309	7,136	6,142	7,091	7,881	7,684	93,200	115,364
2010	7,095	8,766	10,590	9,900	10,039	8,617	6,607	7,773	7,512	9,174	9,461	7,213	102,747	116,978
2011	9,000	8,720	10,888	11,282	11,499	8,300	11,241	11,981	11,319	10,770	11,806	11,705	128,511	118,591
2012	12,713	9,673	10,906	11,106	9,879	7,637	10,507	8,510	9,264	8,380	9,601	8,434	116,610	120,204
2013	11,265	12,018	15,742	13,319	12,382	9,487	11,380	10,470	10,572	12,694	9,364	11,818	140,511	121,818
2014	10,736	9,585	11,209	13,503	13,410	11,023	10,792	11,938	10,405	14,176	12,696	10,947	140,420	123,431
2015	12,178	9,805	10,828	11,634	12,167	10,405	12,570	11,029	8,101	10,555	11,695	10,483	131,450	125,045
2016	9,972	11,777	14,288	13,350	13,090	12,124	13,347	11,087	9,702	9,778	12,198	10,914	141,627	126,658
2017	11,943	10,927	12,585	11,067	9,770	9,735	12,044	13,041	8,712	10,960	11,718	10,853	133,355	128,271
2018	10,415	11,693	15,309	13,585	13,486	15,237	13,416	15,369	14,879	11,924	11,320	9,361	155,994	129,885
2019	12,519	10,643	12,713	14,083	15,024	12,398	13,758	11,241	10,451	11,778	10,620	9,738	144,966	131,498
2020	12,725	11,234	14,676	9,319	9,071	8,456	7,717	7,746	7,103	8,527	7,891	9,368	113,833	133,112
2021	9,011	7,818	10,458	10,521	12,558	10,418	9,609	9,739	9,127	10,739	11,900	10,572	122,470	134,725
2022	9,104	8,667	10,378	11,399	10,832	11,054	10,961	11,990	7,958	12,470	9,069	10,142	124,024	136,338
2023	8,295	8,875	9,118	11,756	12,712	10,360	10,502	11,480	9,305	12,015	9,832	9,257	123,507	137,952
2024	11,610	11,845	11,066	11,817	11,458	10,857	12,250	10,134					91,037	

KSGJ Annual Operations



Operations & Fuel Sales

Month	<u>Operations</u>			<u>Jet A Gallons</u>			<u>100LL Gallons</u>			<u>Self LL Gallons</u>		
	This YR	Last YR	Change	This YR	Last YR	Change	This YR	Last YR	Change	This YR	Last YR	Change
Sep-22	7,958	9,127	-12.8%	134,318	118,008	13.8%	7,866	8,092	-2.8%	12,666	15,372	-17.6%
Oct-22	12,470	10,739	16.1%	150,066	158,095	-5.1%	8,166	8,131	0.4%	16,991	17,401	-2.4%
Nov-22	9,069	11,900	-23.8%	111,109	170,678	-34.9%	15,641	7,947	96.8%	14,623	16,442	-11.1%
Dec-22	10,142	10,572	-4.1%	166,262	147,829	12.5%	16,366	16,125	1.5%	14,385	16,465	-12.6%
Jan-23	8,295	9,104	-8.9%	165,888	140,242	18.3%	8,174	8,211	-0.5%	18,146	13,438	35.0%
Feb-23	8,875	8,667	2.4%	139,248	175,530	-20.7%	8,148	7,953	2.5%	14,958	11,646	28.4%
Mar-23	9,118	10,378	-12.1%	182,496	188,643	-3.3%	7,916	8,110	-2.4%	13,731	17,503	-21.6%
Apr-23	11,756	11,399	3.1%	166,364	194,928	-14.7%	7,932	8,117	-2.3%	15,524	14,990	3.6%
May-23	12,712	10,832	17.4%	182,061	148,130	22.9%	7,906	8,080	-2.2%	16,965	18,073	-6.1%
Jun-23	10,360	11,054	-6.3%	126,451	168,472	-24.9%	7,816	8,058	-3.0%	14,807	14,612	1.3%
Jul-23	10,502	10,961	-4.2%	141,884	149,869	-5.3%	7,884	7,587	3.9%	15,532	14,735	5.4%
Aug-23	11,480	11,990	-4.3%	145,590	173,456	-16.1%	5,123	7,848	-34.7%	18,582	14,464	28.5%
Sep-23	9,305	7,958	16.9%	126,176	134,318	-6.1%	7,796	7,866	-0.9%	10,998	12,619	-12.8%
Oct-23	12,015	12,470	-3.6%	178,498	150,066	18.9%	9,970	8,166	22.1%	13,298	16,991	-21.7%
Nov-23	9,832	9,069	8.4%	168,518	111,109	51.7%	8,766	15,641	-44.0%	13,075	14,623	-10.6%
Dec-23	9,257	10,142	-8.7%	153,420	166,262	-7.7%	8,581	16,366	-47.6%	13,914	14,385	-3.3%
Jan-24	11,610	8,295	40.0%	151,364	165,888	-8.8%	8,192	8,174	0.2%	16,499	18,146	-9.1%
Feb-24	11,845	8,875	33.5%	159,028	139,248	14.2%	7,941	8,148	-2.5%	20,488	14,958	37.0%
Mar-24	11,066	9,118	21.4%	187,510	182,496	2.7%	8,294	7,916	4.8%	20,717	13,731	50.9%
Apr-24	11,817	11,756	0.5%	176,151	166,364	5.9%	7,929	7,932	0.0%	27,590	15,524	77.7%
May-24	11,458	12,712	-9.9%	170,693	182,061	-6.2%	10,599	7,906	34.1%	18,489	16,965	9.0%
Jun-24	10,857	10,360	4.8%	142,616	126,451	12.8%	6,784	7,816	-13.2%	17,654	14,807	19.2%
Jul-24	12,250	10,502	16.6%	168,059	141,884	18.4%	8,971	7,884	13.8%	16,683	15,532	7.4%
Aug-24	10,134	11,480	-11.7%	121,230	145,590	-16.7%	6,885	5,123	34.4%	15,560	18,582	-16.3%
Sep-24		9,305			134,318			7,796			12,619	
		9,305										
FYTD	99,757	92,797	86.3%	1,487,798	1,389,945	85.2%	77,056	108,868	-29.2%	161,724	140,130	140.3%

Saint Johns County Airport Authority

Budget Meeting Agenda

Northeast Florida Regional Airport (UST/KSGJ)

Airport Conference Center, Monday, September 09, 2024, 5:01 pm

First Public Hearing

FY 2024-25 Budget

September 9, 2024

- Opening Remarks
- Millage
 - Discussion of Millage Rate by Authority
 - Public Comment
 - Tentative Adoption – Resolution 2024-09
- Budget
 - Proposed Budget - Staff
 - Discussion
 - Public Comment
 - Tentative Adoption - Resolution 2024-10
- Comments
- Final Budget Hearing:
 - Monday, September 23, 2025, 5:01 pm, Airport Conference Center
- Adjournment

ST. JOHNS COUNTY AIRPORT AUTHORITY

RESOLUTION 2024-09

A RESOLUTION OF THE ST. JOHNS COUNTY AIRPORT AUTHORITY OF ST. JOHNS COUNTY, FLORIDA, ADOPTING THE TENTATIVE LEVYING OF AD VALOREM TAXES FOR FISCAL YEAR 2024-2025; PROVIDING FOR AN EFFECTIVE DATE.

WHEREAS, the St. Johns County Airport Authority of St. Johns County, Florida, on September 09, 2024, adopted for Fiscal Year 2024-2025 a Tentative Millage Rate following a public hearing as required by Florida Statute 200.065; and

WHEREAS, the St. Johns County Airport Authority proposed a millage rate of 0.0000 and said rate does not exceed the rolled back rate.

NOW, THEREFORE, BE IT RESOLVED by the St. Johns County Airport Authority of St. Johns County, Florida, that the Fiscal Year 2024-2025 operating tentative millage rate is 0.0000 mills which does not exceed the rolled back rate.

THIS RESOLUTION shall take effect immediately upon its adoption.

DULY ADOPTED at a public hearing this 9th day of September 2024.

ST. JOHNS COUNTY AIRPORT AUTHORITY

By: _____
Reba Ludlow, Chairman

ATTEST:

Dennis M. Clarke, Secretary/Treasurer

ST. JOHNS COUNTY AIRPORT AUTHORITY

RESOLUTION 2024-10

A RESOLUTION OF THE ST. JOHNS COUNTY AIRPORT AUTHORITY OF ST. JOHNS COUNTY, FLORIDA, ADOPTING THE TENTATIVE BUDGET FOR FISCAL YEAR 2024-2025 PROVIDING FOR AN EFFECTIVE DATE.

WHEREAS, the St. Johns County Airport Authority of St. Johns County, Florida, on September 9, 2024, adopted for Fiscal Year 2024-2025 a Tentative Budget following a public hearing as required by Florida Statute 200.065; and

WHEREAS, the St. Johns County Airport Authority has prepared a budget for the Fiscal Year 2024-2025; and

WHEREAS, the St. Johns County Airport Authority adopted a tentative millage rate prior to adopting this Resolution.

NOW, THEREFORE, BE IT RESOLVED by the St. Johns County Airport Authority of St. Johns County, Florida, that:

1. The annual budget estimates of revenues and expenditures of the St. Johns County Airport Authority for the fiscal year 2024-2025, as considered and acted upon, under and by the authority of the Laws of Florida, are hereby ratified, approved and tentatively adopted, and the amounts of money set forth therein are hereby appropriated.
2. The annual budget of revenues and expenditures tentatively adopted for the ensuing fiscal year 2024-2025 shall be attached to the minutes of this meeting.

THIS RESOLUTION shall take effect immediately upon its adoption.

DULY ADOPTED at a public hearing this 9th day of September 2024.

ST. JOHNS COUNTY AIRPORT AUTHORITY

By: _____
Reba Ludlow, Chairman

ATTEST:

Dennis Clarke, Secretary/Treasurer

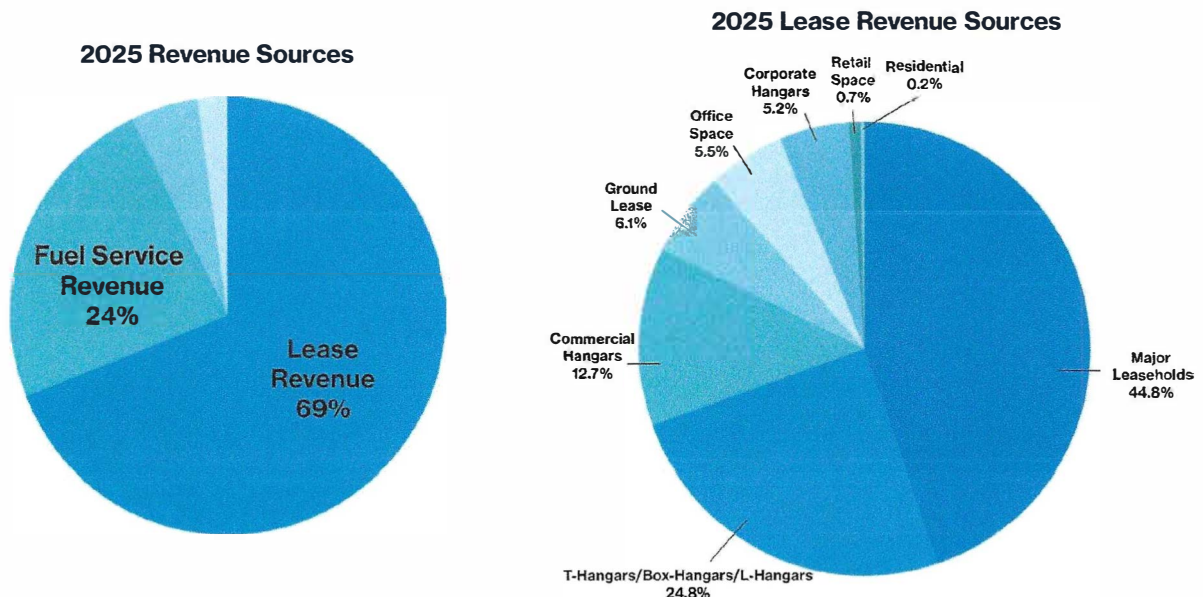


Projected FY23/24 vs Proposed Budget FY24/25 Operating Income

Category	Projected FY23/24	Proposed Budget FY24/25	Change from Prior Year	
TOTAL OPERATING REVENUES	\$5,758,192	\$6,050,981	\$292,790	5.1%
COST OF GOODS SOLD	\$889,285	\$932,250	\$42,966	4.8%
TOTAL OPERATING EXPENSES	\$3,461,405	\$3,384,310	(\$77,095)	-2.2%
OPERATING INCOME BEFORE DEPRECIATION	\$1,407,502	\$1,734,421	\$326,919	23.2%

Revenue Sources


The airport earns sixty-nine percent (69%), \$4,260,921, of its non-grant revenue from lease revenue and twenty-four percent (24%), \$1,490,260, from from Avgas fuel sales and fuel flowage fees. Approximately 75% of the lease revenue is derived from major leaseholds, T-Hangars/Box Hangars/L-Hangars and Corporate Hangars. The next highest percentage is 13%, which comes from commercial hangar leases.



Budget Detail

Proposed Budget FY24/25 Results: The proposed budget for FY24/25 produces operating revenue of \$6,050,981 and net operating income of \$1,734,421 (prior to depreciation and amortization expense) compared to a projected FY23/24 of \$1,407,502. In addition, budgeted investment earnings and other non-operating income increases the total budgeted FY24/25 net earnings excluding depreciation and amortization to \$1,887,776 versus a projected \$1,687,786 in FY23/24.

	Actual 06/2024 YTD	Projected FY23/24	Budgeted FY23/24	Proposed Budget FY24/25
OPERATING REVENUE				
Fuel Service Revenue	\$ 1,027,686	\$ 1,370,248	\$ 1,220,000	\$ 1,490,260
Lease Revenue	3,062,577	4,090,597	4,027,170	4,260,921
Operating Agreements	213,371	297,346	221,160	299,800
TOTAL OPERATING REVENUE	\$ 4,303,635	\$ 5,758,192	\$ 5,468,330	\$ 6,050,981
COST OF GOODS SOLD				
Avgas 100 LL Cost	\$ 666,964	\$ 889,285	\$ 756,000	\$ 932,250
TOTAL COST OF GOODS SOLD	\$ 666,964	\$ 889,285	\$ 756,000	\$ 932,250
OPERATING EXPENSE				
Personnel & Benefits	\$ 994,600	\$ 1,326,063	\$ 1,280,692	\$ 1,421,226
Payroll Processing Fees	7,650	10,200	-	10,200
Contract/Temp Labor	2,858	2,858	-	-
Professional Services	292,663	467,540	300,000	433,500
Airline Operations	1,169	1,169	-	-
Gifts, Meals & Entertainment	20,436	24,430	-	9,478
Travel and Per Diem	5,933	6,000	6,000	6,000
Technology	61,872	80,749	93,000	79,380
Utility Services	150,584	198,790	201,600	202,925
Equipment Leases	2,250	3,000	-	3,000
Insurance	297,389	396,519	453,504	382,163
Repairs & Maintenance	223,490	322,146	336,600	302,500
Outside Communications	31,510	35,528	3,000	7,400
Government Fees & Assessments	261,207	323,636	244,500	262,988
Other Fees & Assessments	35,294	46,762	33,480	46,600
Office Expense	21,906	28,035	12,600	25,950
Operating Expense	125,133	166,411	146,400	171,900
Publications & Memberships	10,565	11,000	15,000	11,000
Professional Development	10,508	10,508	12,000	8,200
Reconciliation Discrepancies	62	62	(1)	-
TOTAL OPERATING EXPENSE	\$ 2,557,081	\$ 3,461,405	\$ 3,138,375	\$ 3,384,310
Total Operating Income Before Depreciation Expense	\$ 1,079,590	\$ 1,407,502	\$ 1,573,955	\$ 1,734,421
Depreciation Expense	3,844,556	5,126,075	4,500,000	5,200,000
Net Operating Profit/(Loss)	\$ (2,764,966)	\$ (3,718,573)	\$ (2,926,045)	\$ (3,465,579)
Non-Operating Revenue/(Expense):				
Investment/Interest Income	\$ 167,303	\$ 216,687	\$ 1,800	\$ 118,900
Reimbursed Expense	23,654	31,538	30,000	31,600
Insurance Claim Payments	27,909	27,909	-	-
Other	3,164	3,740	600	2,855
TOTAL NON-OPERATING REVENUE/(EXPENSE)	\$ 222,030	\$ 279,874	\$ 32,400	\$ 183,355
Net Profit/(Loss) Before Grant Income	\$ (2,542,936)	\$ (3,438,699)	\$ (2,893,645)	\$ (3,312,224)
Grant Contributions				
Federal Grant Revenue	\$ 1,418,671	\$ 1,710,388	\$ 1,620,000	\$ 3,284,465
State Grant Revenue	141,277	2,029,598	4,104,562	2,643,949
Total Grant Contributions	\$ 1,559,948	\$ 3,739,986	\$ 5,724,562	\$ 5,928,414
Change in Net Position	\$ (982,988)	\$ 301,287	\$ 2,830,917	\$ 2,616,189



Capital Contributions from Grants

After receiving a projected \$3,739,486 in grant capital contributions in FY23/24, the total grant contributions in the proposed FY24/25 budget increases to \$5,928,414. The sources of the grant contributions in FY24/25 are the U.S. Department of Transportation Federal Aviation Administration (\$3,284,465) and the Florida Department of Transportation (\$2,643,949).

	FAA	FDOT	All Grants
	Total Projected FY 23/24	Total Projected FY 23/24	Total
Design & Construct New T-Hangars	\$ -	\$184,752	\$184,752
Purchase Airline Equipment	-	11,104	11,104
Install Security Fencing/Gate S1 Improvements	1,518,388	141,243	1,659,630
Replace & Upgrade Existing ATCT Communications Switch Equipment	192,000	-	192,000
Acquire Land for Hawkeye View Lane Realignment	-	1,692,000	1,692,000
Project Development & Environment Study for Proposed West Access Road to Airport	-	500	500
Total Grant-Related Revenue	\$1,170,388	\$2,029,598	\$3,739,986

Projected Cash Balances

The combined result of the proposed FY24/25 budget is an overall \$405,974 reduction of available cash. Beginning the year with a projected available cash balance of \$4,797,265, the FY24/25 budget results in a projected end-of-year cash balance of \$4,391,291. This includes the impact of the entity's expending \$2,293,750 in local funds to accomplish its budgeted capital projects versus generating cash through operations, investment earnings and other non-operating income of \$1,887,776.

	FY24/25	FY25/26	FY26/27	FY27/28
Projected Beginning Cash Balance	\$ 4,797,265	\$ 4,391,291	\$ 4,779,067	\$ 6,031,842
Cash Provided by Operating & Investing Activities	1,887,776	1,887,776	1,887,776	1,887,776
Local Funds Used for Capital Projects	(2,293,750)	(1,500,000)	(635,000)	(2,100,000)
Projected Ending Cash Balance	\$ 4,391,291	\$ 4,779,067	\$ 6,031,842	\$ 5,819,618



The airport continues its construction project program into FY24/25. The proposed capital projects budget for FY24/25 totals \$8,222,164. In addition to total grant capital contributions of \$5,928,414, the proposed budget produces a local funds requirement of \$2,293,750 to fund the balance of the estimated project costs.

Capital Project	FY24/25				FY25/26			
	FAA	FDOT	Local Funds	Total	FAA	FDOT	Local Funds	Total
T-Hangar Improvements	\$1,459,465	\$1,068,949	\$1,900,000	\$4,428,414	\$0	\$0	\$0	\$0
Purchase Airline Equipment	\$0	\$0	\$0	\$0	\$0	\$0	\$0	\$0
Security Fencing	\$0	\$0	\$0	\$0	\$0	\$0	\$0	\$0
Airport Gate S1 Improvements	\$0	\$0	\$0	\$0	\$0	\$0	\$0	\$0
Acquire Land for Hawkeye View Lane Realignment	\$0	\$0	\$0	\$0	\$0	\$0	\$0	\$0
Acquire Land for Development	\$0	\$0	\$0	\$0	\$0	\$0	\$0	\$0
Fuel Farm Improvements	\$0	\$450,000	\$112,500	\$562,500	\$0	\$0	\$0	\$0
Rehabilitate Contract Tower	\$0	\$0	\$0	\$0	\$0	\$0	\$0	\$0
Small Community Air Service Development Program	\$700,000	\$0	\$0	\$700,000	\$0	\$0	\$0	\$0
Wetland Mitigation Credits	\$0	\$0	\$0	\$0	\$0	\$0	\$0	\$0
Taxiway "F" Extension	\$1,125,000	\$100,000	\$25,000	\$1,250,000	\$0	\$0	\$0	\$0
Design & Construct Access Road US 1 to Conf Ctr	\$0	\$1,025,000	\$256,250	\$1,281,250	\$0	\$0	\$0	\$0
Design & Construct Realignment of Hawkeye View Ln	\$0	\$0	\$0	\$0	\$0	\$2,000,000	\$500,000	\$2,500,000
Design & Construct Hangar & Taxilanes	\$0	\$0	\$0	\$0	\$0	\$1,000,000	\$1,000,000	\$2,000,000
Design & Rehab Taxiway "F" & "G"	\$0	\$0	\$0	\$0	\$0	\$0	\$0	\$0
Acquisition of Index B ARFF Vehicle	\$0	\$0	\$0	\$0	\$0	\$0	\$0	\$0
Design & Construct ARFF Building	\$0	\$0	\$0	\$0	\$0	\$0	\$0	\$0
Total	\$3,284,465	\$2,643,949	\$2,293,750	\$8,222,164	\$0	\$3,000,000	\$1,500,000	\$4,500,000

Capital Project	FY26/27				FY27/28			
	FAA	FDOT	Local Funds	Total	FAA	FDOT	Local Funds	Total
T-Hangar Improvements	\$0	\$0	\$0	\$0	\$0	\$0	\$0	\$0
Purchase Airline Equipment	\$0	\$0	\$0	\$0	\$0	\$0	\$0	\$0
Security Fencing	\$0	\$0	\$0	\$0	\$0	\$0	\$0	\$0
Airport Gate S1 Improvements	\$0	\$0	\$0	\$0	\$0	\$0	\$0	\$0
Acquire Land for Hawkeye View Lane Realignment	\$0	\$0	\$0	\$0	\$0	\$0	\$0	\$0
Acquire Land for Development	\$0	\$0	\$0	\$0	\$0	\$0	\$0	\$0
Fuel Farm Improvements	\$0	\$0	\$0	\$0	\$0	\$0	\$0	\$0
Rehabilitate Contract Tower	\$0	\$0	\$0	\$0	\$0	\$0	\$0	\$0
Small Community Air Service Development Program	\$0	\$0	\$0	\$0	\$0	\$0	\$0	\$0
Wetland Mitigation Credits	\$0	\$0	\$0	\$0	\$0	\$0	\$0	\$0
Taxiway "F" Extension	\$0	\$0	\$0	\$0	\$0	\$0	\$0	\$0
Design & Construct Access Road US 1 to Conf Ctr	\$0	\$0	\$0	\$0	\$0	\$0	\$0	\$0
Design & Construct Realignment of Hawkeye View Ln	\$0	\$2,000,000	\$500,000	\$2,500,000	\$0	\$0	\$0	\$0
Design & Construct Hangar & Taxilanes	\$0	\$0	\$0	\$0	\$0	\$0	\$0	\$0
Design & Rehab Taxiway "F" & "G"	\$180,000	\$10,000	\$10,000	\$200,000	\$1,800,000	\$100,000	\$100,000	\$2,000,000
Acquisition of Index B ARFF Vehicle	\$900,000	\$50,000	\$50,000	\$1,000,000	\$0	\$0	\$0	\$0
Design & Construct ARFF Building	\$1,667,000	\$75,000	\$75,000	\$1,817,000	\$0	\$2,000,000	\$2,000,000	\$4,000,000
Total	\$2,747,000	\$2,135,000	\$635,000	\$5,517,000	\$1,800,000	\$2,100,000	\$2,100,000	\$6,000,000

Source: Schedule Provided by FDOT in July 10, 2024 Meeting